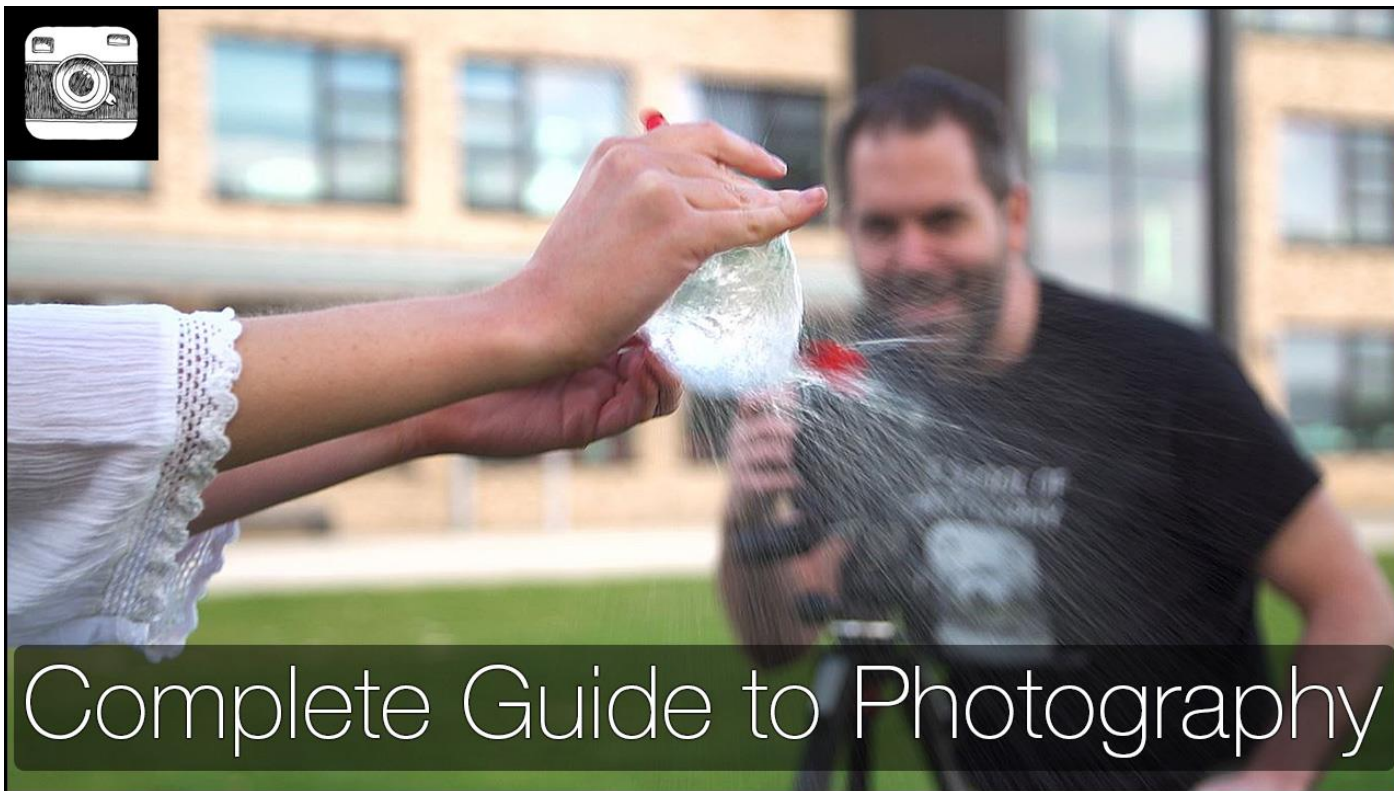




THE SCHOOL OF PHOTOGRAPHY



Complete Guide to Photography

Thank you for downloading this free resource – Control your photography and be much more creative with it in our

Online Photography Courses

[Click here for more details](#)



THE SCHOOL OF PHOTOGRAPHY

Guide to photographing fireworks

NB. This guide is to accompany our [video](#)

Equipment needed

- Standard zoom lens
- Tripod
- Cable release/Remote trigger

Set you camera to the following:

- Manual Setting (M)
- Aperture f,22
- Shutter Speed 15 seconds
- ISO – 100
- Set white balance to daylight
- Manual focus – Set your focus into infinity ∞





THE SCHOOL OF PHOTOGRAPHY

Technique

Try to have some foreground interest. In my example I use a fairground but you can use anything that's lit e.g. a road, bridge etc.

1. Compose the shot and make sure you have left space for the fireworks when they go off.
2. Take an exposure test - check your scene. If it's too bright or dark do the following:

Too bright - decrease time (no lower than 10 seconds)


Too dark – increase time (to 30 seconds)

and/or

Too bright – smaller aperture (change to f32 or your highest f number)

Too dark – wider aperture (change to f16, f11 or lower if needed)

3. Wait for the fireworks to go off and take plenty of shots.



Have foreground interest



Do an exposure test and change settings if necessary



THE SCHOOL OF PHOTOGRAPHY

Note:

Exposing with an aperture of f22 and an ISO of 100 will allow light to enter the camera slowly and because you are using a long exposure (10 second or above), you will capture the fireworks as they burst.

Using a tripod and a remote trigger will keep your scene dead still during the exposure.

Setting your white balance to daylight will keep the colours true to what they are.





THE SCHOOL OF PHOTOGRAPHY

Show us your images

We love to see work inspired by our tutorials. If you want to show us yours, simply tag your shots #theschoolofphotography on social media and if we like them, we'll give you a shout out on our platforms.

#theschoolofphotography





THE SCHOOL OF PHOTOGRAPHY

Join our photography learning community




www.facebook.com/theschoolofphotography1



www.instagram.com/theschoolofphotography1



www.youtube.com/c/theschoolofphotography



www.theschoolofphotography.com